

**JUMPER-SELECTABLE
PORT SWAP FEATURE**

**5 Year
Warranty**

PW

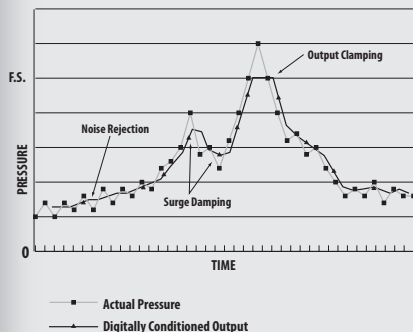


3-wire pressure transducer, field-selectable output — 0-5V/0-10VDC or 4-20mA. LCD displays gauge and differential pressure

PW2



2-wire, 4-20mA pressure transducer. LCD display toggles between hi-port, low-port, and differential pressure; loop powered



Microprocessor provides digital signal conditioning

- Noise rejection reduces fluctuating readings due to noise or turbulence
- Surge dampening prevents false alarms by averaging fast peaks

Wet Media Pressure Transducer

The PW/PW2 Series wet/wet pressure transducers incorporate microprocessor profiled sensors for exceptional accuracy and reliability. Easy to use and designed to provide exceptional installation savings, the PW/PW2 Series is ideal for measuring pressure across pumps, filters, heat exchangers, compressors, and other non-corrosive wet media applications.

APPLICATIONS

- Monitoring and controlling pump differential pressure
- Chiller/boiler differential pressure drop
- CW/HW system differential pressure

Features

- The jumper-selectable output switch for normal (4-20mA) or reverse (20-4mA) operation provides application flexibility
- Rugged, die-cast enclosure provides NEMA 4 sealing

Exceptional accuracy and stability

- Dual sensor design for improved overpressure tolerance
- Jumper-controlled electronic surge dampening for high stability
- Pushbutton zero calibration – no trim pots to adjust

Lowest total installed cost

- Jumper-selectable port swap feature eliminates costly replumbing when the high and low ports are improperly plumbed...change the jumper position from normal to swap – problem solved!
- Dual sensor design eliminates the requirement for a bypass valve assembly in most applications
- Switch-selectable pressure ranges...fewer models to order and stock
- Pushbutton and remote zero adjustment...maintain accuracy and prevent callbacks with automatic zero calibration

SPECIFICATIONS

Input Power	PW: 12 to 30VDC/24VAC nominal PW2: 12 to 24VDC, loop powered
Maximum Current Draw	PW: DC: 125mA; AC: 280mA PW2: 29mA
Output	PW: 3-wire transmitter; user selectable 4-20mA, (clipped and capped)/0-5V/0-10V [†] PW2: 2-wire transmitter; user selectable 4-20mA, (clipped and capped)
Accuracy @ 25°C*	Range A, B, C: ±1% F.S.; Range D: ±2% F.S.**
Surge Dampening	Electronic; 5-second averaging
Test Mode	PW: Overrides output to full-scale (20mA, 5V, 10V)
<i>Pressure Ranges (Selectable):</i>	
0-50 psi (0-3.45 bar)	0-5/10/25/50psid (0-0.34/0.69/1.72/3.45 bar)
0-100 psi (0-6.89 bar)	0-10/20/50/100psid (0-0.69/1.38/3.45/6.89 bar)
0-250 psi (0-17.24 bar)	0-25/50/125/250psid (0-1.72/3.45/8.62/17.24 bar)
Product Operating Environment	-10° to 55°C (-140° to 130°F); 0 to 90%RH, non-condensing
Long Term Stability	±0.25% per year
Zero Adjust	PW: Pushbutton auto-zero and digital input (2-pos terminal block) PW2: Pushbutton auto-zero
Status Indication	PW: Dual-color LED: Green = Normal, Green Blinking = Low > High, Red = Overrange, Red Blinking = Overpressure
Housing Material	White powder-coated aluminum
<i>Sensor:</i>	
Media Compatibility	Media compatible with 17-4 PH stainless steel
Proof Pressure	Max. 2x F.S. range
Burst Pressure	Max. 5x F.S. range
Temperature Compensated Range	0° to 50°C (32° to 122°F); TC Zero <±1.5% of product F.S. per sensor TC Span <±1.5% of product F.S. per sensor (2 sensors per unit)
Media Temperature Limits	-20° to 85°C (-4° to 185°F); 0 to 90% RH non-condensing
Fittings	1/8" NPT female thread, 17-4 PH stainless

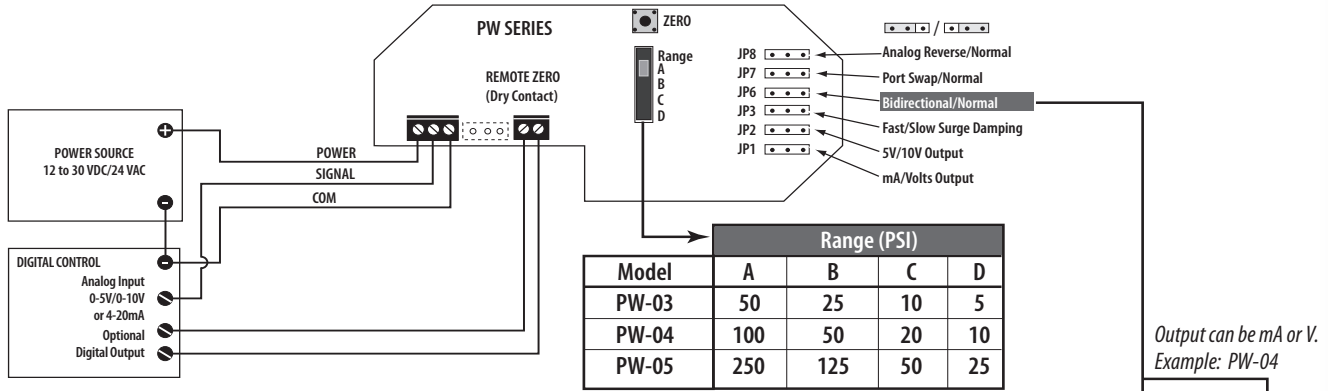
[†]Minimum input voltage for 4-20mA operation: 250 ohm loop (1-5V) = 12 VDC; 500 ohm loop (2-10V) = 15 VDC

*Accuracy combines linearity, hysteresis, and repeatability.

**FS is defined as full span of selected range in bi-directional mode.

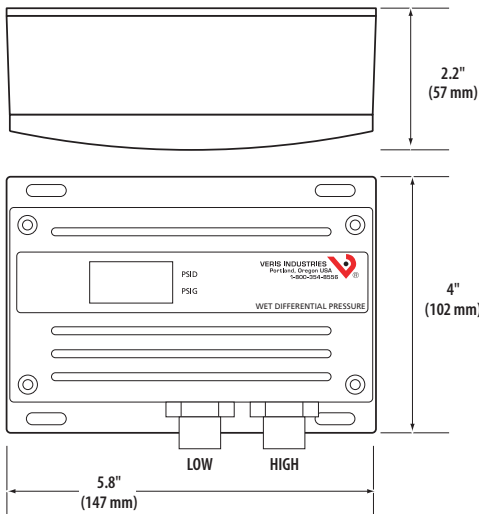
APPLICATION/WIRING DIAGRAMS

PW Series



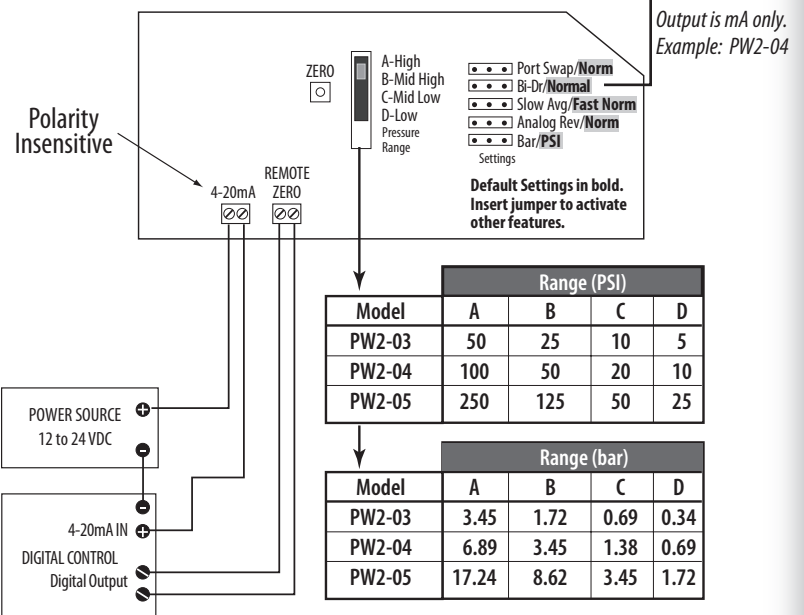
DIMENSIONAL DRAWINGS

PW/PW2



Bidirectional Operation				
Input Conditions		Result	Outputs Read	
HI PORT	LO PORT	DP	4-20mA	0-10V
100 PSI	0 PSI	+100 PSI	20mA	10V
100 PSI	50 PSI	+50 PSI	16mA	7.5V
50 PSI	50 PSI	0 PSI	12mA	5V
50 PSI	100 PSI	-50 PSI	8mA	2.5V
0 PSI	100 PSI	-100 PSI	4mA	0V

PW2 Series



MechTronics
Controls
www.hvacusa.com
Phone (877) 632-4876

ORDERING INFORMATION  available

PW Local Display NIST Operational Range * US or EU

L = LCD Display
X = No Display
N = NIST
X = None
03 = 0-50 psig
04 = 0-100 psig
05 = 0-250 psig
S = Standard
C = CE

Example:
PW L X 04 C

PW2 Local Display NIST Operational Range * US or EU

L = LCD Display
X = No Display
N = NIST
X = None
03 = 0-50 psi/3.45 bar
04 = 0-100 psi/6.89 bar
05 = 0-250 psi/17.24 bar
S = Standard
C = CE

Example:
PW2 L X 04 C

* IMPORTANT!
Select operational range according to maximum gauge pressure, NOT differential pressure.
Example: High gauge pressure=90 psig, Select 100 psig model (04).

ACCESSORIES

Bypass Valve assemblies, snubbers, steam siphon... see page 218.