

HEW SERIES

2%, 3%, and 5% Accuracies



HEW Standard Series wall mount humidity transmitters offer high performance in an easy to install housing at an affordable price. The thin-film capacitive sensor element provides high accuracy and performance, great long-term stability, and full recovery from saturation. Temperature sensing options are also available.

The wall housing was created using sophisticated thermal analysis techniques for optimum airflow. It is ideal for schools and other applications requiring exceptional durability and a discrete appearance. All Standard models come with a standard one-year warranty.

SPECIFICATIONS

INPUT POWER	
Voltage Model	Class 2; 12 to 24 Vdc or 24 Vac
mA Model	Class 2; 12 to 24 Vdc
AC Voltage Tolerance	±10%
AC Frequency	50/60 Hz
Max. Inrush Current after 1 msec (mA version)	25 mA
OUTPUT	
mA Output	4 to 20mA, 2-wire, not polarity sensitive
mA Max. Loop Resistance	500 Ω at 24 Vdc input voltage; 250 Ω at 12 Vdc input voltage
Voltage Output	0 to 5 V or 0 to 10 V (jumper selectable)
Voltage Min. Load Resistance	5 kΩ
Voltage Min. Sinking Current	0.2 mA
HUMIDITY	
RH Element	Digitally profiled thin-film capacitive, non-removable
Accuracy	±2%, 3%, or 5% (10 to 90% RH, 20 to 30 °C)
Temperature Effect (Outside 20° to 30°C)	≤0.1% RH per °C
Response Time (to 90% change at 20°C)	110 sec
Annual Drift	≤1%
Output Scaling	0 to 100% RH

RH & temperature Low profile

Monitor humidity and temperature with a single device... reduces installation costs

Housing is low-profile...perfect for schools and museums

Sensor options

Semiconductor temperature transmitter, or popular thermistor/RTD sensors available



APPLICATIONS

- HVAC economizer control
- Managing energy systems
- Facilitating ASHRAE standards for environmental control

TEMPERATURE OPTION

Active Output Accuracy	±0.5 °C (±.9 °F)
Active Output Temp Scaling	10 to 35 °C (50 to 95 °F)
Self-Heating Error (Resistive temperature only)	≤±0.5 °C at 20 to 30 °C (68 to 86 °F); ≤±0.75 °C outside of 20 to 30 °C (68 to 86 °F)

OPERATING ENVIRONMENT

Operating Temperature	0 to 50 °C (32 to 122 °F)
Operating Humidity	0 to 100% RH non-condensing (Unit will recover from saturation)

HOUSING

Material	ABS plastic with UL V-0 5VB Flame Class
Mounting Holes	US and European junction box

WARRANTY

Limited Warranty	1 year
------------------	--------

AGENCY APPROVALS



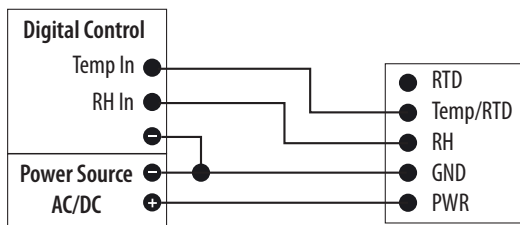
*The CE mark indicates RoHS2 compliance. Please refer to the CE Declaration of Conformity for additional details.

EMC Conformance: Low Voltage Directive 2014/35/EU and EMC Directive 2014/30/EU.

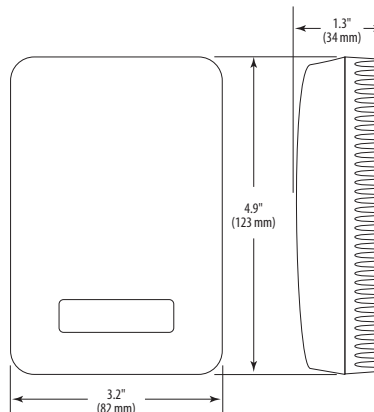


0-5V/0-10V MODELS, TEMPERATURE TRANSMITTER

Wiring Diagram

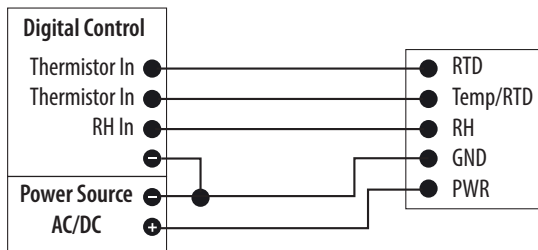


DIMENSIONAL DRAWING



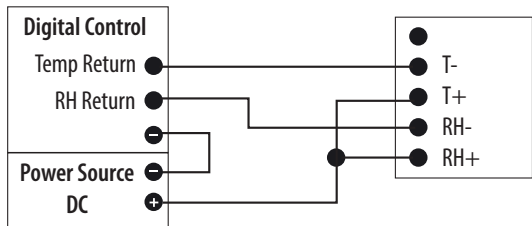
0-5V/0-10V MODELS, TEMPERATURE TRANSMITTER

Wiring Diagram



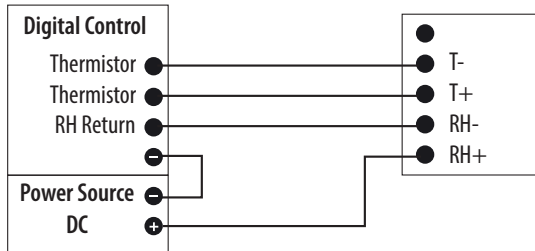
4-20 mA MODELS, TEMPERATURE TRANSMITTER

Wiring Diagram



4-20 mA MODELS, THERMISTOR

Wiring Diagram



ORDERING INFORMATION

Accuracy	Output	US or EU	Temp.	Sensor Type	Temp Cert
HEW <input type="checkbox"/>	<input type="checkbox"/>	<input type="checkbox"/> S	<input type="checkbox"/>	<input type="checkbox"/>	<input type="checkbox"/>
2 = 2% 3 = 3% 5 = 5%	M = 4-20mA V = 0-5 Vdc/0-10 Vdc	= Standard	T = Temp X = No Temp (Stop here)	A = Temp. Transmitter B = 100R Platinum, RTD C = 1k Platinum, RTD D = 10k T2, Thermistor E = 2.2k, Thermistor F = 3k, Thermistor G = 10k CPC Thermistor H = 10k T3, Thermistor J = 10k Dale, Thermistor K = 10k with 11k shunt, Thermistor M = 20k NTC, Thermistor N = 1800 ohm TAC, Thermistor R = 10k US, Thermistor S = 10k 3A 221 Thermistor T = 100k, Thermistor U = 20k "D", Thermistor W = 10k T2 high accuracy, Thermistor Y = 10k T3 high accuracy, Thermistor	Blank = None 1 = 1 pt cal* 2 = 2 pt cal*

Examples:

With Temp:

HEW 3 M S T C

Without Temp:

HEW 3 V S X Stop Here

*Not available with W and Y high-accuracy thermistors.

