



WPR2

Wet to Wet Transmitter

The ACI WPR2 Series Remote Wet to Wet Differential Pressure Transmitter is designed to reduce installation time and provide mounting flexibility, often eliminating the need for additional plumbing and manifolds. The WPR2 can be ordered with standard CMP rated PVC cable or with a metal clad cable. The metal clad cable provides end to end protection of the cables with flexible metal conduit, durable and resistant to abrasions and cuts, with corrosion resistant 304 stainless steel construction. The WPR2 accurately measures wet media pressures in a variety of applications. Commonly used for monitoring pumps, these devices are also ideal for measuring pressure across filters, heat exchangers and compressors. The dual remote sensors feature a ceramic capacitive sensing element with a stainless steel diaphragm that's compatible with liquid, gases, and refrigerants suitable with 304L stainless steel. The pressure transducers are

1/4"-18 NPT male (304 stainless steel) fittings. The WPR2's enclosure opens conveniently to allow it to be reconfigured between three additional ranges (see order grid) and outputs of 4 to 20 mA, 0 to 5 VDC, or 0 to 10 VDC (default). The different configurations in this series can measure both uni or bi-directional pressure ranges as low as 3 psi and as high as 300 psi, depending on the unit. The WPR2 also features a push button auto zero function for remote calibration. The LCD option will display pressure values for both the High and Low side pressures, a differential pressure value, "OVR" for values over the specified range, "ERROR" for differential pressures out of range, and "ZERO" when the auto-zero is in process.

Applications: Monitoring Pumps, Compressors, Filters, Heat Exchangers, Flow

The WPR2 Series is covered by ACI's Five (5) Year Limited Warranty. The warranty can be found in the front of ACI's Sensors & Transmitters catalog, as well as on ACI's web site, workaci.com.

PRODUCT SPECIFICATIONS

Supply Voltage:	4-20 mA Output: 18-36 VDC (250 Ohm Load max.) / 20-36 VDC (500 Ohm Load max.) / 24 VAC (+/-10%) 50/60 Hz 0-5 VDC / 0-10 VDC Output: 16-36 VDC / 24 VAC (+/- 10%) 50/60 Hz
Supply Current:	4-20 mA Output: 24 mA minimum 0-5 VDC / 0-10 VDC Outputs: 6 mA minimum
Output Signals:	2-wire: Linear 4-20 mA DC Current (Field Selectable) 3-wire: 0-5 VDC; 0-10 VDC (Default)
Response Time (0-100% FSO):	8 seconds
Output Update Rate:	1 second
Output Load Resistance:	4 to 20 mA: 500 ohms maximum 0-5 VDC / 0-10 VDC: 5K ohms minimum
Field Selectable Ranges:	See "Ordering Grid" on back of product data sheet
Warm Up Time:	15 minutes (wait 15 minutes before zeroing)
Accuracy¹ (Three Highest Ranges):	±1.0% FSO
Accuracy¹ (Lowest Range²):	±1.5% FSO
Thermal Effects³:	±2.0% FSO from 32-140°F (0-60°C)
Operating Temperature:	Transducer: -40 to 257°F (-40 to 125°C) Electronics/Housing/Cables: 32-167°F (0-75°C)
Compensated Temperature Range:	32 to 140°F (0 to 60°C)
Storage Temperature:	-13 to 176°F (-25 to 80°C)
Operating Humidity:	10 to 90% RH, non-condensing
Proof Pressure:	WPR2-30: 60 PSI WPR2-100: 200 PSI WPR2-300: 600 PSI
Burst Pressure:	WPR2-30: 300 PSI WPR2-100: 1000 PSI WPR2-300: 3000 PSI
Media Types:	Any gas or liquid compatible w/ 304L or 316L Stainless Steel
Process Fitting Material:	304 SS
Process Fitting Size:	1/4" - 18 NPT Male; Pressure Snubber included for light oils/water
Recommend Torque Specification:	150 lbs-in (16.95 Nm)
Transducer Cable Rating Connector Type:	Type CMP - Plenum Rated (UL Standard 444), NEC Article 800 IP65 at the sensors Packard Connector
Metal Clad Rating:	Continuously interlocked Type 304 Stainless Steel core
Enclosure Material Flammability Rating:	Flame Retardant PC PBT Alloy UL94V-0
Enclosure Rating:	NEMA 4X/IP66
Approvals:	CE, RoHS2, WEEE, Reach
Product Dimensions (L x W x D):	5.30" x 5.07" x 3.00" (13.46 cm x 12.88 cm x 7.62 cm)
Product Weight:	A/WPR2 (0-xxx psid)-10': 2.1 lbs (0.953 kg) A/WPR2(0-xxx psid)-10'-LCD: 2.2 lbs (0.998 kg) A/WPR2 (0-xxx psid)-20': 2.4 lbs (1.09 kg) A/WPR2 (0-xxx psid)-20'-LCD: 2.5 lbs (1.138 kg) A/WPR2 (0-xxx psid)-40': 3 lbs (1.363 kg) A/WPR2 (0-xxx psid)-40'-LCD: 3.1 lbs (1.41 kg)

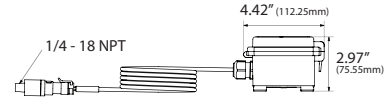
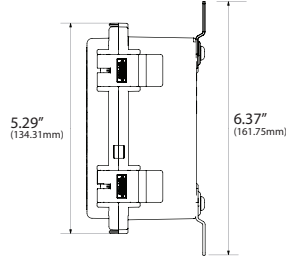
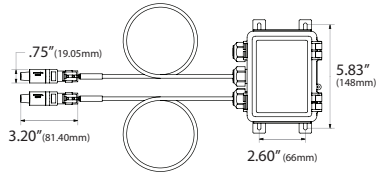
Note¹: Accuracy includes Linearity, Hysteresis and Repeatability @ 71°F (21.5°C) | **Note²:** See the ordering grid on the back of that data sheet for selectable ranges | **Note³:** Shift Relative to 71°F (21.5°C)



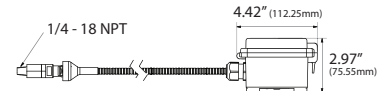
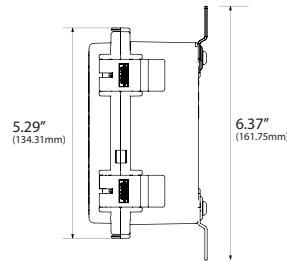
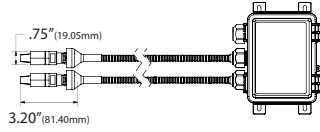


DIMENSIONAL DRAWING

**LCD & Non LCD Models
Standard Cable**



**LCD & Non LCD Models
Metal-Clad Cable**



Front View

Side View

Top View





STANDARD ORDERING

Model # Example: **A/WPR2-30-10-LCD** -OR- 139367

Model #	Item #	Ranges*	Outputs* (Default in Bold)	Armored Cable	10' Harness	20' Harness	40' Harness	No LCD	w/ LCD	
A/WPR2-30-10	139365	Uni-Directional: 0-30, 0-15, 0-7.5 and 0-3 psid Bi-Directional: +/-30, +/-15, +/-7.5 and +/-3 psid	4-20 mA, 0-5 VDC, 0-10 VDC (Default)		•			•		
A/WPR2-30-M10	147357			•	•			•		
A/WPR2-30-10-LCD	139367				•				•	
A/WPR2-30-M10-LCD	147358			•	•				•	
A/WPR2-30-20	139366							•		•
A/WPR2-30-M20	147359							•		•
A/WPR2-30-20-LCD	139368									•
A/WPR2-30-M20-LCD	147360									•
A/WPR2-30-40	147370								•	
A/WPR2-30-M40	147372								•	
A/WPR2-40-LCD	146111									•
A/WPR2-30M40-LCD	147361									•
A/WPR2-100-10	138180			Uni-Directional: 0-100, 0-50, 0-25 and 0-10 psid Bi-Directional: +/-100, +/-50, +/-25 and +/-10 psid	4-20 mA, 0-5 VDC, 0-10 VDC (Default)		•			•
A/WPR2-100-M10	147346	•	•					•		
A/WPR2-100-10-LCD	138014								•	
A/WPR2-100-M10-LCD	147347	•	•						•	
A/WPR2-100-20	138189							•		•
A/WPR2-100-M20	147348							•		•
A/WPR2-100-20-LCD	138105									•
A/WPR2-100-M20-LCD	147349									•
A/WPR2-100-40	141010								•	
A/WPR2-100-M40	147350								•	
A/WPR2-100-40-LCD	144521									•
A/WPR2-100-M40-LCD	147351									•
A/WPR2-300-10	138190	Uni-Directional: 0-300, 0-150, 0-75 and 0-30 psid Bi-Directional: +/-300, +/-150, +/-75 and +/-30 psid	4-20 mA, 0-5 VDC, 0-10 VDC (Default)				•			•
A/WPR2-300-M10	147352			•	•			•		
A/WPR2-300-10-LCD	138041								•	
A/WPR2-300-M10-LCD	147353			•	•				•	
A/WPR2-300-20	138191							•		•
A/WPR2-300-M20	147354							•		•
A/WPR2-300-20-LCD	138106									•
A/WPR2-300-M20-LCD	147355									•
A/WPR2-300-40	147363								•	
A/WPR2-300-M40	147364								•	
A/WPR2-300-40-LCD	146690									•
A/WPR2-300-M40-LCD	147356									•

Note*: WPR2 model selection is based on the maximum line pressure. EX: If your maximum line pressure is below 100 PSI, and above 30 PSI, then order the WPR2-100



