
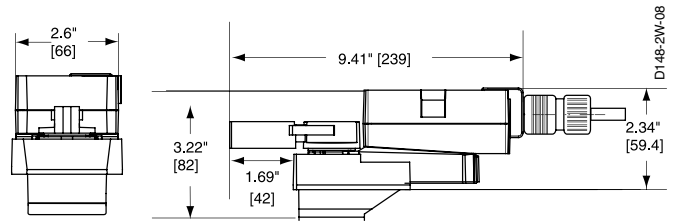


# LR...24-3 Actuators, On/Off, Floating Point



## Dimension



## Models

LRB24-3-T	LRX24-3-T	w/Terminal Block
LRB24-3	LRX24-3	w/3 ft. cable
LRB24-3-S	LRX24-3-S	w/built-in Aux. Switch

Technical Data	
Control	on/off, floating point
Power supply	24 VAC ± 20% 50/60 Hz 24 VDC ± 10%
Power consumption	running 1.5 W holding 0.2 W
Transformer sizing	2 VA (class 2 power source)
Electrical connection	½" conduit connector 18 GA, plenum rated cable LRB24-3 3 ft [1m] LRX24-3 3 ft [1m], 10 ft [3m], 16 ft [5m]
Overload protection	electronic throughout 0° to 95° rotation
Input impedance	600 Ω
Angle of rotation	90°, adjustable with mechanical stop
Direction of rotation	reversible with protected  switch
Position indication	handle
Manual override	external push button
Running time	LRB24-3 90 seconds, constant independent of load LRX24-3 150, 95, 60, 45, 35 seconds, constant independent of load
Humidity	5 to 95% RH, non-condensing (EN 60730-1)
Ambient temperature	-22°F to 122°F [-30°C to 50°C]
Storage temperature	-40°F to 176°F [-40°C to 80°C]
Housing type	NEMA 2/IP54
Housing material	UL94-5VA
Agency listings†	cULus according to UL 60730-1A/-2-14, CAN/CSA E60730-1:02, CE according to 2004/108/EC and 2006/95/EC for line voltage and/or -S versions
Noise level	less than 35 dB (A)
Quality standard	ISO 9001

LR...24-3-T	
Electrical connection	screw terminal (for 26 to 14 GA wire) protected (NEMA 2, IP20)

LR...24-3-S	
Auxiliary switch	1 SPDT, 3A (0.5A) @ 250 VAC, UL Listed, adjustable 0° to 100°





† Rated impulse voltage 800V, Control pollution degree 3, Type of action 1 (1.B for -S models)




M40013 - 06/11 - Subject to change. © Belimo Aircontrols (USA), Inc.


**Wiring Diagrams**

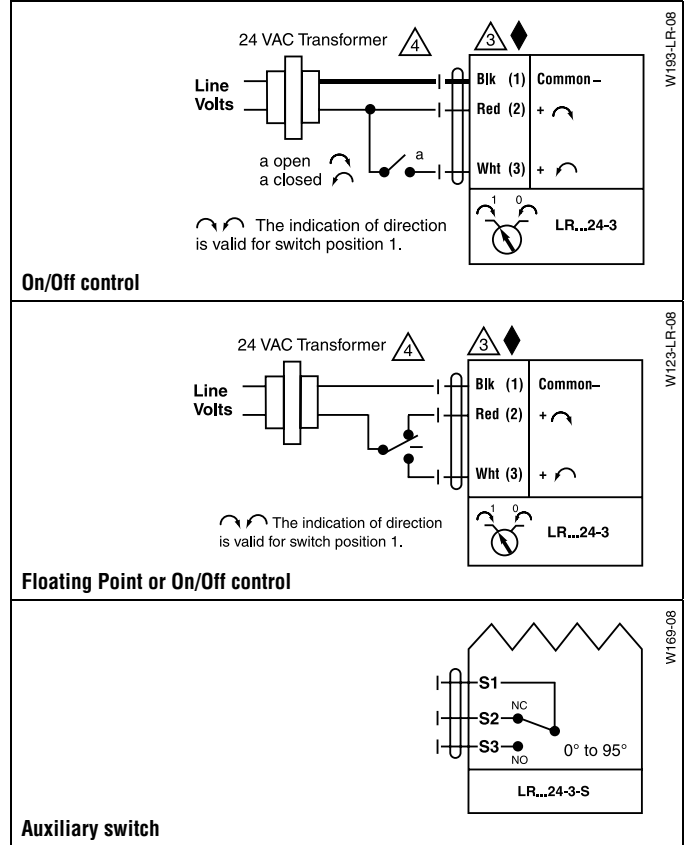
**INSTALLATION NOTES**

-  **CAUTION Equipment damage!**  
Actuators may be connected in parallel.  
Power consumption and input impedance must be observed.
-  Actuators are provided with color coded wires.
-  Wire numbers are provided for reference.
-  Actuators may also be powered by 24 VDC.

**APPLICATION NOTES**

 Meets cULus or UL and CSA requirements without the need of an electrical ground connection.

 **WARNING Live Electrical Components!**  
During installation, testing, servicing and troubleshooting of this product, it may be necessary to work with live electrical components. Have a qualified licensed electrician or other individual who has been properly trained in handling live electrical components perform these tasks. Failure to follow all electrical safety precautions when exposed to live electrical components could result in death or serious injury.



M40013 - 06/11 - Subject to change. © Belimo Aircontrols (USA), Inc.

