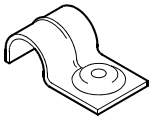
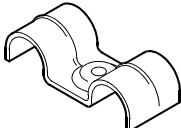



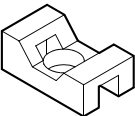



## Holders

### Selection Chart

Figure	Code Number	Description and Use
	<b>F-1000-392</b> <b>F-1000-388</b> <b>F-1000-386</b> <b>F-1000-391</b>	<b>Straps: Tubing or Pipe, Single</b> (Use #8 fasteners or drive pins) Copper Plated <b>O.D. Size</b> 3/16 in. Tubing 1/4 in. Tubing 3/8 in. Tubing 1/2 in. Tubing
	<b>F-1000-389</b> <b>F-1000-390</b> <b>F-1000-387</b>	<b>Straps: Tubing or Pipe, Double</b> (Use #8 fasteners or drive pins) Copper Plated <b>O.D. Size</b> 1/4 x 1/4 in. Tubing on 3/4 in. centers 1/4 x 3/8 in. Tubing on 1 in. centers 3/8 x 3/8 in. Tubing on 1 in. centers
	<b>F-1000-69</b>	<b>Tube Rack</b> F.R. Polyethylene Snap-In, 5-3/8 in. Long (Use #8 fasteners) <b>O.D. Size</b> (9) 1/4 in. Tubes on 5/16 in. centers (1) 3/8 in. Tube on 7/16 in. center
	<b>F-1000-64</b>	<b>Gang Strap</b> Alternate 7/32 in. holes and #8-32 tapped holes on 3/4 in. centers 19 in. long
	<b>F-1000-77</b>  <b>F-1000-78</b>	<b>Ties</b> Nylon Approx. 7 in. long x 3/16 in. wide Maximum Bundle Diameter = 1-3/4 in.  Approx. 14 in. long x 3/16 in. wide Maximum Bundle Diameter = 4 in.
	<b>F-1000-79</b>	<b>Tie Anchor</b> Nylon, for F-1000-77 and F-1000-78 Ties Maximum Tie Width = 3/16 in.
	<b>F-1000-331</b> <b>F-1000-332</b> <b>F-1000-347</b>	<b>Snap-In Bushings</b> Nylon, for EMT or Knockouts  For 1/2 in. EMT For 3/4 in. EMT For 1/2 in. Knockout