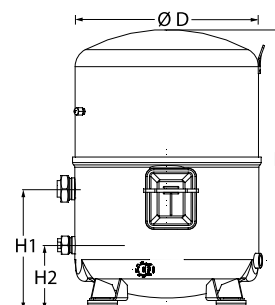
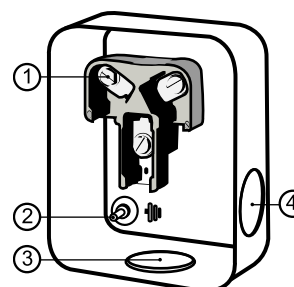


**General Characteristics**

Model number (on compressor nameplate)		<b>MTZ160HW4VE</b>
Code number for Singlepack*		MTZ160-4VI
Code number for Industrial pack**		MTZ160-4VM
Drawing number		8504011e
Suction and discharge connections		Rotolock
Suction connection		1-3/4 " Rotolock
Discharge connection		1-1/4 " Rotolock
Suction connection with supplied sleeve		1-1/8 " ODF
Discharge connection with supplied sleeve		3/4 " ODF
Oil sight glass		Threaded
Oil equalisation connection		3/8" flare SAE
Oil drain connection		None
LP gauge port		Schrader
IPR valve		30 bar / 8 bar
Cylinders		4
Swept volume		271,55 cm <sup>3</sup> /rev
Displacement @ Nominal speed		47.3 m <sup>3</sup> /h @ 2900 rpm - 57.0 m <sup>3</sup> /h @ 3500 rpm
Net weight		69 kg
Oil charge		3,9 litre, POE - 160PZ
Maximum system test pressure Low Side / High side		25 bar(g) / 30 bar(g)
Maximum differential test pressure		30 bar
Maximum number of starts per hour		12
Refrigerant charge limit		10 kg
Approved refrigerants		R404A, R507A, R134a, R407C

**Dimensions**


D=352 mm  
H=540 mm  
H1=233 mm  
H2=125 mm

**Terminal box**


IP54 (with cable gland)  
1: Screw connectors 10-32 UNF x 9.5  
2: Earth M4-12  
3: Knock-out Ø 29 mm (1.14")  
4: Knock-out Ø 25.5 mm (1.00")

**Electrical Characteristics**

Nominal voltage	380-400V/3/50Hz - 460V/3/60Hz
Voltage range	340-440 V @ 50Hz - 414-506 V @ 60Hz
Winding resistance (between phases) +/- 7% at 25°C	1.1 #
Maximum Continuous Current (MCC)	36 A
Locked Rotor Amps (LRA)	140 A
Motor protection	Internal overload protector

**Recommended Installation torques**

Oil sight glass	50 Nm
Power connections / Earth connection	3 Nm / 2 Nm
Mounting bolts	50 Nm

**Parts shipped with compressor**

Mounting kit with grommets, bolts, nuts, sleeves and washers
Suction & Discharge solder sleeves, rotolock nuts and gaskets (shipped with rotolock version only)
Initial oil charge
Installation instructions

**Approvals :** CE certified, UL certified (file SA6873), -

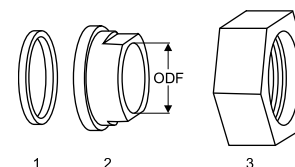
\*Singlepack: Compressor in cardboard box

\*\*Industrial pack: 6 Unboxed compressors on pallet (order per multiples of 6)



**Rotolock accessories, suction side**
**Code no.**

Solder sleeve, P02 (1-3/4" Rotolock, 1-1/8" ODF)	8153004
Angle adapter, C02 (1-3/4" Rotolock, 1-1/8" ODF)	8168005
Rotolock valve, V02 (1-3/4" Rotolock, 1-1/8" ODF)	8168028
Gasket, 1-3/4"	8156132

**Gaskets, sleeves and nuts**


- 1: Gasket
- 2: Solder sleeve
- 3: Rotolock nut

**Rotolock accessories, discharge side**
**Code no.**

Solder sleeve, P04 (1-1/4" Rotolock, 3/4" ODF)	8153008
Angle adapter, C04 (1-1/4" Rotolock, 3/4" ODF)	8168006
Rotolock valve, V04 (1-1/4" Rotolock, 3/4" ODF)	8168029
Gasket, 1-1/4"	8156131

**Rotolock accessories, sets**
**Code no.**

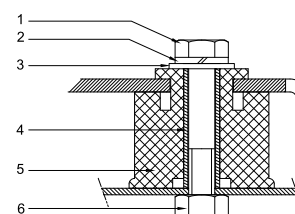
Angle adapter set, C02 (1-3/4"~1-1/8"), C04 (1-1/4"~3/4")	7703014
Valve set, V02 (1-3/4"~1-1/8"), V04 (1-1/4"~3/4")	7703009
Gasket set, 1", 1-1/4", 1-3/4", OSG gaskets black & white	8156009

**Oil / lubricants**
**Code no.**

POE lubricant, 160PZ, 1 litre can	7754019
POE lubricant, 160PZ, 2 litre can	7754020

**Crankcase heaters**
**Code no.**

PTC heater 27W, CE mark, UL	120Z0459
Belt type crankcase heater, 75 W, 230 V, CE mark, UL	7773108
Belt type crankcase heater, 75 W, 400 V, CE mark, UL	7773118
Belt type crankcase heater, 75 W, 460 V, CE mark, UL	120Z0464

**Mounting kit**


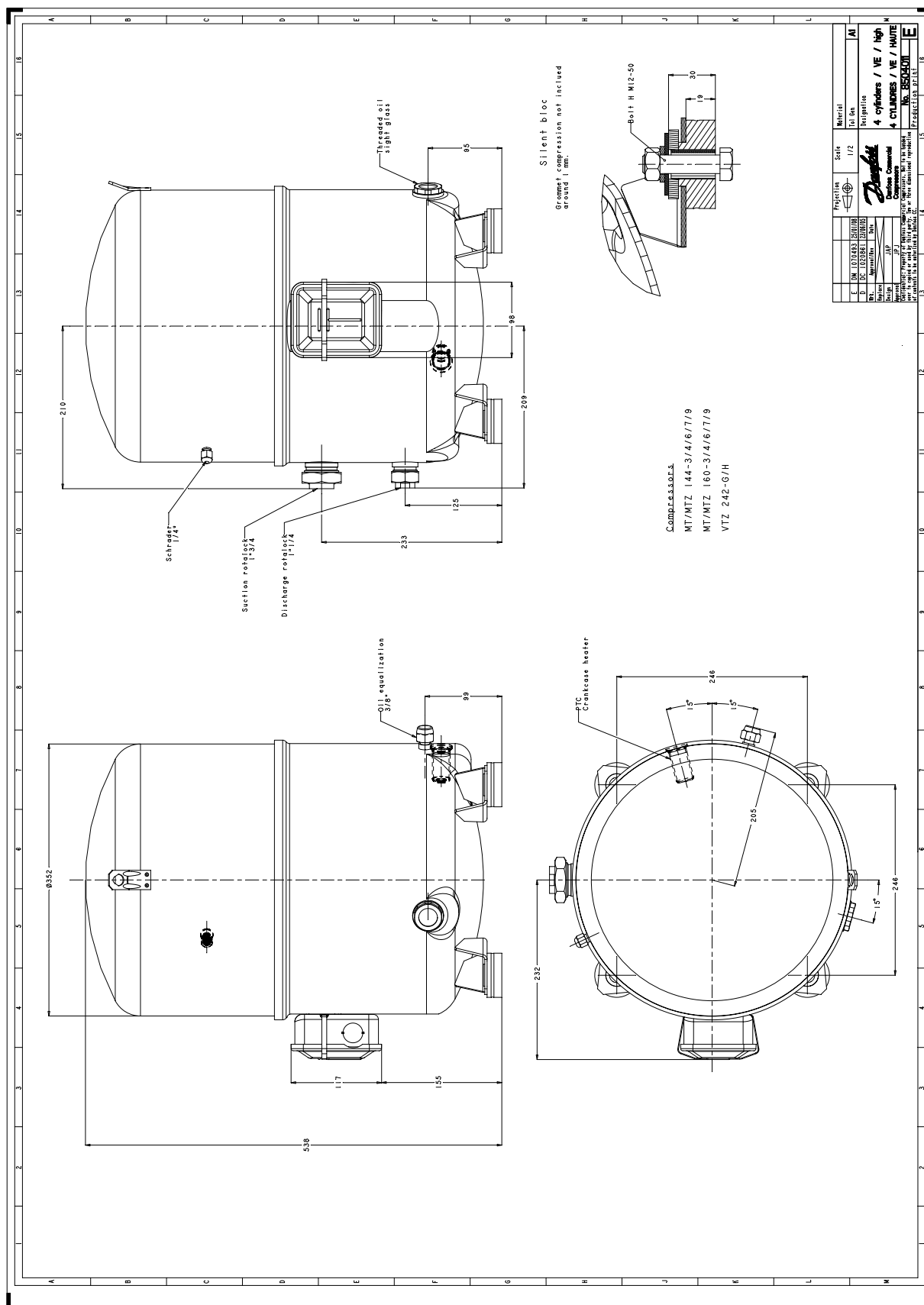
- 1: Bolt (4x)
- 2: Lock washer (4x)
- 3: Flat washer (4x)
- 4: Sleeve (4x)
- 5: Grommet (4x)
- 6: Nut (4x)

**Miscellaneous accessories**
**Code no.**

Electronic soft start kit, MCI 25 C	7705007
Soft start kit with statoric resistors, prewired box, SCR03	7705001
Acoustic hood for 4 cylinder compressor	120Z0473
Oil equalisation nut	8153127

**Spare parts**
**Code no.**

Mounting kit for 4 cylinder compressor & MS, including 4 grommets, 4 bolts	8156007
Oil sight glass with gaskets (black & white)	8156019
Gasket for oil sight glass (black chloroprene)	8156145
Service kit for terminal box 96 x 115 mm, including 1 cover, 1 clamp, 1 T block connector 52 x 57 mm	8156135
T block connector 52 x 57 mm	8173230



Danfoss can accept no responsibility for possible errors in catalogues, brochures and other printed material. Danfoss reserves the right to alter its products without notice. This also applies to products already on order provided that such alternations can be made without subsequential changes being necessary in specifications already agreed. All trademarks in this material are property of the respective companies. Danfoss, the Danfoss logotype and Maneurop are trademarks of Danfoss A/S. All rights reserved.