

## Table of Contents

PRODUCT GROUP	PAGE #
<b>All Models</b>	
Tools	A-77
Clamps	A-77
<b>RAA/RAB/RCC/RCU/RDU/RDX</b>	
Mounting Hardware	A-77
Accessories	A-77
<b>Powerstar 192/19X</b>	
Gauges/Probes	A-78
Tools/Kits	A-78
Wall Box Rough-ins	A-79
Mounting Brackets	A-79
Competitive Mounting Kits	A-80
Tubing/Tubing Loops	A-81
Restrictors	A-81
Mounting Adapters	A-82
Covers/Finish Plates	A-83
Electrical Finish Plates	A-84
Thermometer Kits	A-85
Replacement Parts	A-86
Service Kits	A-86
<b>832D/DN</b>	
Tools/Kits	A-87
Wall Box Rough-ins	A-87
Covers/Finish Plates	A-87
Replacement Parts	A-88
Service Kits	A-88

(Continued on next page)

A-75

Thermostats







# Table of Contents *(Continued)*

A-76

Thermostats

PRODUCT GROUP	PAGE #
<b>186</b>	
Wall Box Rough-ins	A-89
Brackets/Clips	A-89
Tubing/Tubing Loops	A-89
Service Kits	A-90
<b>184/188</b>	
Restricters	A-90
Mounting Kits	A-90
Service Kits	A-90
<b>141</b>	
Brackets/Clips	A-91
Service Kits	A-91
Wells	A-91
<b>134</b>	
Brackets/Clips	A-91
Covers/Finish Plates	A-91
<b>356/357</b>	
Tools	A-92
Brackets/Clips	A-92
Mounting Kits	A-92
Wells	A-93
Service Kits	A-93
Enclosure	A-93








## Accessories & Service Kits

	Description	Product Group	Quantity	Part No.
<b>All Models</b>				
	<b>Calibration Gauge.</b> <ul style="list-style-type: none"> <li>• 0 to 30 psi (0 to 207 kPa)</li> <li>• Dual scale in psi/kPa</li> <li>• 1% accuracy (ANSI grade 1A)</li> <li>• 2-1/2" (64 mm) dial face</li> <li>• 1/8" NPT bottom connection</li> </ul>	All models	1	<b>142-0455</b>
	<b>Calibration Thermometer.</b> 40 to 140°F (4 to 60°C), 1% accuracy with pocket case and clip.	All models	1	<b>141-0573</b>
	<b>Pneumatic Spring Clamp.</b>	All models	1	<b>531-833</b>
<b>RAA-RDX</b>				
	<b>Mounting Plate.</b>	All models	1	<b>ARG70</b>
	<b>Changeover/Remote Sensor.</b>	RCC, RCU, RDU, and RDX	1	<b>QAH11.1</b>
	<b>Lockable Thermostat Guard.</b>	All models	1	<b>141-570</b>

A-77

Thermostats







## Accessories & Service Kits

	Description	Product Group	Quantity	Part No.
<b>Powerstar 192/19X</b>				
	<b>Pressure Gauge.</b> 1-1/2" diameter 0 to 200 kPa back connected 1/8" NPT male.	19X	1	<b>142-0344</b>
	<b>Pressure Gauge.</b> Dual English/Metric scale 0 to 30 psi (0 to 200 kPa) compound gauge back connected 1/8" NPT male.	19X	1	<b>142-0373</b>
	<b>Pressure Gauge.</b> 0 to 30 psi compound gauge, bottom connected 1/8" NPT male. Replacement or for use with <b>192-633</b> .	19X	1	<b>142-0426</b>
	<b>Needle Probe.</b> 1-1/2" (38 mm) diameter gauge 0 to 30 psi/0 to 200 kPa and calibration cover wrench.	19X	1	<b>192-633</b>
	<b>Needle Probe.</b> (no gauge)	19X	Pkg of 5	<b>192-759</b>
	<b>Pneumatic Thermostat Calibration Kit.</b> Contains thermometer, gauge squeeze bulb, and fittings for testing room and duct thermostats, pneumatic valve and damper actuators. Includes convenient carrying case. Includes 832-178.	19X	1	<b>832-177</b>
	<b>Calibration Tools.</b> Special tools for calibrating 180, 182, 192 and 832 thermostats. Packed in polyethylene box that fits into carrying case of kit, 832-177.	192	1	<b>832-178</b>
	<b>Test Head Kit.</b> Used for testing 1-pipe transmitters, thermostat air lines for leakage. Packed in polyethylene box that fits into carrying case of kit, 832-177.	192	1	<b>832-179</b>
	<b>Calibration and Cover Screw Wrench</b> with pocket clip.	19X	Pkg of 5	<b>192-632</b>

A-78

Thermostats




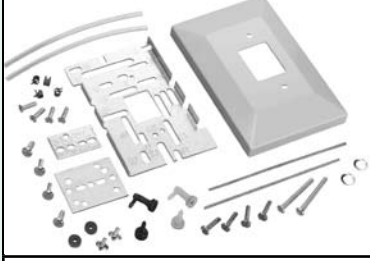

## Accessories & Service Kits

	Description	Product Group	Quantity	Part No.
<b>Powerstar 192/19X</b>				
	<b>Aspirator Box.</b> Required for wall box installation in concrete walls.	19X		
	<ul style="list-style-type: none"> <li>• 1- or 2-pipe</li> <li>• 3-pipe</li> </ul>		1	<b>192-069</b>
	<b>Wall Box Rough-In.</b> For 2-pipe dual 1/8" (3 mm) OD copper with plaster plate. 8' (2 m) long, belled to 3/16" (5 m) OD with thermostat chassis plug-in adapters for easy maintenance.	19X	1	<b>192-478</b>
	3-pipe dual 1/8" (3 mm) OD copper with plaster plate. 8' (2 m) long, belled to 3/16" (5 m) OD with thermostat chassis plug-in adapters for easy maintenance.	19X	1	<b>192-498</b>
	<b>Wall Box Rough-In.</b> For 1- or 2-pipe dual 1/4" (6 mm) OD polyethylene with plaster plate. 10' (2 m) long. With thermostat chassis plug-in adapters for easy maintenance.	19X	1	<b>192-480</b>
	3-pipe dual 1/4" (6 mm) OD polyethylene with plaster plate. 8' (2.4 m) long. With thermostat chassis plug-in adapters for easy maintenance.	19X	1	<b>192-499</b>
	<b>Stud Mounting Bracket.</b> 6' (2 m) L. Cut to required length.	192	1	<b>141-098</b>
	<b>Stud Mounting Bracket and Dual Copper Tubing,</b> belled to 3/16" (5 mm) OD with plug-in adapters for easy maintenance.	19X	1	<b>192-482</b>
	<b>Metal/Wood Stud Bracket.</b> Drywall rough-in.	19X	Pkg of 5	<b>182-683</b>

A-79

Thermostats








## Accessories & Service Kits

	Description	Product Group	Quantity	Part No.
<b>Powerstar 192/19X</b>				
	<b>Aspirator Rough-In and Finish Plate Kit.</b> Installed on new or existing walls to conceal controlling instrument.	192	1	<b>192-070</b>
	<b>Universal Kit.</b> Retrofit thermostats including Honeywell, Johnson Controls, and others. Desert Beige (standard). For White, add <b>W</b> to part number.	19X	1	<b>192-300</b>
	<b>Honeywell Kit.</b> Fits Honeywell and others. Desert Beige (standard). For White, add <b>W</b> to part number.	19X	1	<b>192-483</b>
	<b>Johnson Kit.</b> Retrofit to 19X thermostat. Fits Johnson Controls and others. Desert Beige (standard). For White, add <b>W</b> to part number.	19X	1	<b>192-484</b>
	<b>Aspirator Conversion Kit.</b> For 2-pipe thermostat chassis only. Converts existing 18XAP installed aspirator wall box for use with chassis. Kit includes plate, gasket, hardware, and instruction sheet. Order 19X chassis separately.	18XAP to 19X	1	<b>192-648</b>

A-80

Thermostats







## Accessories & Service Kits

	Description	Product Group	Quantity	Part No.
<b>Powerstar 192/19X</b>				
	<b>3-pipe Copper Tubing.</b> For concrete mason block or hollow walls (stud).	19X	1	<b>192-502</b>
	<b>1- or 2-pipe;</b> split for 3-pipe. Dual 1/4" (6 mm) OD polyethylene with plug-in adapters. 10' (2 m) long.	19X	1	<b>192-600</b>
	<b>1- or 2-pipe.</b> Dual 1/4" (6 mm) OD polyethylene with plug-in adapters. 40' (12 m) long.	19X	1	<b>192-755</b>
	<b>1- or 2-pipe.</b> Dual 5/32" (4 mm) OD polyethylene with plug-in adapters. 40' (12 m) long.	19X	1	<b>192-750</b>
	<b>Preassembled Plastic Tubing Loop.</b> 8" (203 mm) long, with anti-kink spring, plug-in thermostat adapter. Mates to 1/4" (6.4 mm) OD polyethylene tube barbed fitting.	19X	Pkg of 10	<b>192-481</b>
	<b>Preassembled Plastic Tubing Loop.</b> 8" (203 mm) long, with anti-kink spring, thermostat plug-in adapter. Mates to 5/32" (4 mm) OD polyethylene tubing.	19X	Pkg of 10	<b>192-505</b>
	<b>Preassembled Plastic Tubing Loop.</b> 8" (203 mm) long, with anti-kink spring. Cut and attach directly to thermostat chassis. Attach compression rings to prevent air leakage. Mates to 1/4" (6 mm) OD polyethylene tubing.	19X	Pkg of 10	<b>180-896</b>
	<b>20 scim (5 ml/sec) Restrictors.</b> For 1-pipe systems. 1/4" (6 mm) OD polyethylene barb unless noted. Brass coupling, 1/8" NPT.	192 (1-pipe)	1	<b>184-040</b>
	<b>20 scim (5 ml/s) In-line Restrictors.</b>	192	Pkg of 5	<b>184-116</b>
	<b>20 scim (5 ml/s) Restrictor Tee.</b>	192	Pkg of 5	<b>184-113</b>
	<b>External Restrictor Installation Kit.</b> For dual 1-pipe systems. Supply, thermostat and two-controlled devices.	19X	1	<b>184-130</b>

A-81

Thermostats

## Accessories & Service Kits




	Description	Product Group	Quantity	Part No.
<b>Powerstar 192/19X</b>				
	<b>Adapter Base.</b> 3.38" W x 5.69" H (86 mm W x 18 mm H). <ul style="list-style-type: none"> <li>Desert Beige (standard)</li> <li>White</li> </ul>	19X	1	<b>192-307</b>
			1	<b>192-307W</b>
	<b>Adapter Frame.</b> 4.38" W x 5.31" H x 0.09" D (111 mm W x 151 mm H x 2 mm D). <ul style="list-style-type: none"> <li>Desert Beige (standard)</li> <li>White</li> </ul>	19X	1	<b>192-308</b>
			1	<b>192-308W</b>
	<b>Multi-Slotted Plate.</b> Use with adapter bases. Not for use with thin profile adapter base.	19X	1	<b>192-301</b>
	<b>Thin Profile Adapter Base.</b> Measures 3.38" x 4.97" H (86 mm x 126 mm). <ul style="list-style-type: none"> <li>Desert Beige (standard)</li> </ul>	19X	Pkg of 5	<b>192-507</b>
	<b>Extra Wall Plate and Mounting Screws.</b> Order only if required for repair or advance mounting prior to factory delivery of chassis (chassis P/N includes wall plate and screws).	19X	1	<b>192-644</b>
	<b>Mounting Clips, Spacer and Template</b> for finished drywall.	19X	Pkg of 10	<b>182-685</b>

A-82

Thermostats









## Accessories & Service Kits

	Description	Product Group	Quantity	Part No.
<b>Powerstar 192/19X</b>				
	<p><b>Terminal Wall Box Cover Kit.</b> Covers abandoned thermostat locations with blank plate. Dimensions 3.13" x 3.25" (54 mm x 84 mm).</p> <ul style="list-style-type: none"> <li>• Desert Beige (standard)</li> </ul>	19X	1	<b>192-320</b>
	<p><b>Retrostat Plastic Thermostat Cover Kit.</b> With dial plates that expose or conceal the set point indicator and/or thermometer. Thumb wheel covers to conceal setpoint adjustment. Snap-out tab for Day/Night lever.</p> <ul style="list-style-type: none"> <li>• Desert Beige (standard)</li> <li>• White</li> </ul>	19X	1 1	<b>192-868</b> <b>192-868W</b>
	<p><b>Gym Guards.</b></p> <ul style="list-style-type: none"> <li>• Desert Beige</li> </ul>	19X DN or DNV	1	<b>182-624</b>

A-83

Thermostats




## Accessories & Service Kits

	Description	Product Group	Quantity	Part No.
<b>Powerstar 192/19X</b>				
	<b>Finish Plate.</b> Mounts on 4" x 4" (102 mm x 102 mm) electrical box. Pneumatic thermostat mounts to finish plate. 1/2" (13 mm) diameter hole provided for electrical switch. Stainless steel finish.	19X	1	<b>192-729</b>
	<b>Finish Plate.</b> Mounts on 4" x 4" electrical box. Pneumatic thermostat mounts to finish plate. 1/2" (13 mm) diameter hole provided for electrical switch. Plastic finish in Desert Beige.	19X	1	<b>192-730</b>
	<b>Finish Plate.</b> 1 gang <sup>1</sup> , 1 room thermostat. <sup>4</sup>	19X	1	<b>192-860</b>
			1	<b>192-861</b>
	<b>Finish Plate.</b> 2 gang <sup>2</sup> , 1 room thermostat <sup>4</sup> .	19X	1	<b>192-731</b>
			1	<b>192-732</b>
	<b>Finish Plate.</b> 3 gang <sup>3</sup> , 1 room thermostat <sup>4</sup> or 3 gang <sup>3</sup> , pneumatic switches <sup>4</sup> or 3 gang <sup>3</sup> , 1 room thermostat, 1 pneumatic switch <sup>4</sup> . • Desert Beige	19X	1	<b>192-734</b>
	<b>Finish Plate.</b> 3 gang <sup>3</sup> , 1 pneumatic switch and 1 electric light switch <sup>4</sup> or 3 gang <sup>3</sup> , 1 room thermostat, electric light switch <sup>4</sup> . • Brushed Finish	19X	1	<b>192-735</b>
<b>Ordering Notes</b>				
<ol style="list-style-type: none"> <li>1 gang: 3.75" (95 mm) W x 5" (127 mm) H.</li> <li>2 gang: 5" (127 mm) W x 5" (127 mm) H.</li> <li>3 gang: 7" (178 mm) W x 5" (127 mm) H.</li> <li>For use with pneumatic or automation room sensors and pneumatic or commercial light switches; comes in brushed, stainless steel finish.</li> </ol>				

A-84

Thermostats

## Accessories & Service Kits

	Description	Product Group	Quantity	Part No.	
<b>Powerstar 192/19X</b>					
 <p>Model 1 and 2</p>	<b>Thermostat Thermometer Kits.</b> <ul style="list-style-type: none"> <li>• Scale Range: 45 to 85°F</li> <li>• Use with Model 1 and 2</li> </ul>	19X	Pkg of 5	<b>192-775</b>	
 <p>Model 1 and 2</p>	<b>Thermostat Thermometer Kits.</b> <ul style="list-style-type: none"> <li>• Scale Range: 10 to 30°C</li> <li>• Use with Model 1 and 2</li> </ul>	19X	Pkg of 5	<b>192-776</b>	
	<b>Setpoint Dials.</b>		19X		
	Fahrenheit of D.A.	Right Side		Pkg of 10	<b>192-779</b>
	Fahrenheit of R.A.	Right Side		Pkg of 10	<b>192-780</b>
	Celsius of D.A.	Right Side		Pkg of 10	<b>192-783</b>
	Celsius of R.A.	Right Side		Pkg of 10	<b>192-784</b>
	Fahrenheit of D.A.	Left Side		Pkg of 10	<b>192-777</b>
Fahrenheit of R.A.	Left Side		Pkg of 10	<b>192-778</b>	

A-85

Thermostats









## Accessories & Service Kits

	Description	Product Group	Quantity	Part No.
<b>Powerstar 192/19X</b>				
	<b>Replacement Chassis Tube Connector</b> and mounting screws. Also provides access to filters and restrictor plate (10 thermostats).	19X	Material for 10 thermostats	<b>192-525</b>
	<b>Plug-in Adapters</b> For quick thermostat removal. Fits on 5/32" (4 mm) OD polyethylene tubing. Use with compression rings, listed below. <ul style="list-style-type: none"> <li>• Straight, blue</li> <li>• Straight, white</li> </ul>	19X	Pkg of 20	<b>192-485</b>
	<b>Plug-in Adapters (Elbow).</b> <ul style="list-style-type: none"> <li>• Blue (provides quick thermostat removal).</li> <li>• White (provides quick thermostat removal).</li> </ul>	19X	Pkg of 20	<b>192-487</b>
	<b>Air Link.</b> Connects adapters for pressure tests.	19X	Pkg of 20	<b>192-501</b>
	<b>Replacement Cover Screws.</b>	19X	Pkg of 20	<b>192-536</b>
	<b>Restrictor Plate Replacement Kit.</b> Contains replacement filters, restrictor plates, and gaskets.	19X	Material for 10 thermostats	<b>192-321</b>

A-86

Thermostats



## Accessories & Service Kits

	Description	Product Group	Quantity	Part No.
<b>832 D/DN</b>				
	<b>Adjustment Key.</b> Opens Powers cover and changes setpoint.	832 D, 832 DN	1	<b>856-055</b>
	<b>Pneumatic Thermostat Calibration Kit.</b> Contains thermometer, gauge squeeze bulb, and fittings for testing room and duct thermostats, pneumatic valve and damper actuators. Includes convenient carrying case. Includes 832-178.	832	1	<b>832-177</b>
	<b>Calibration Tools.</b> Special tools for calibrating 180, 182, 192 and 832 thermostats. Packed in polyethylene box that fits into carrying case of kit, 832-177.	832	1	<b>832-178</b>
	<b>Test Head Kit.</b> Used for testing 1-pipe transmitters, thermostat air lines for leakage. Packed in polyethylene box that fits into carrying case of kit, 832-177.	832	1	<b>832-179</b>
	<b>Wall Box Rough-In.</b> For 2-pipe dual 1/8" (3 mm) OD copper with plaster plate. 8' (2 m) long, belled to 3/16" (5 m) OD with thermostat chassis plug-in adapters for easy maintenance.	832	1	<b>192-478</b>
	<b>"D" Base Kit.</b> For mounting "D" thermostat with exposed tubing. Black base with cutout on top.	832 D, DN	1	<b>832-034</b>
	<b>Gym Guard.</b> No. 1 Silver	832	1	<b>814-018</b>
	<b>"D" Thermostat Friction Knob.</b>	832	1	<b>833-033</b>

A-87

Thermostats








## Accessories & Service Kits

	Description	Product Group	Quantity	Part No.
<p data-bbox="152 222 250 247"><b>832 D/DN</b></p>  <p>The image shows a complete thermostat replacement unit, including a metal chassis with a central dial, a black mounting plate with two holes, and various screws and nuts.</p>	<p data-bbox="521 260 878 312"><b>“D” Thermostat Replacement Unit.</b> Contains chassis only.</p>	832 D	1	<b>832-040</b>
 <p>The image displays a collection of small metal parts for valve repair, including two large circular valve plates, several smaller circular gaskets, a spring, and various screws and nuts.</p>	<p data-bbox="521 764 727 816"><b>Exhaust and Supply Valve Repair Kit.</b> Contains parts for replacement of supply and exhaust valves in one thermostat.</p>	832	1	<b>832-164</b>

A-88

Thermostats






## Accessories & Service Kits

	Description	Product Group	Quantity	Part No.
<b>186</b>				
	<b>Wall Box Rough-In.</b> For 2-pipe dual 1/8" (3 mm) OD copper with plaster plate. 8' (2 m) long, belled to 3/16" (5 m) OD with thermostat chassis plug-in adapters for easy maintenance.	186	1	<b>192-478</b>
	3-pipe dual 1/8" (3 mm) OD copper with plaster plate. 8' (2 m) long, belled to 3/16" (5 m) OD with thermostat chassis plug-in adapters for easy maintenance.	186	1	<b>192-498</b>
	<b>Wall Box Rough-In.</b> For 1- or 2-pipe dual 1/4" (6 mm) OD polyethylene with plaster plate. 10' (2 m) long. With thermostat chassis plug-in adapters for easy maintenance.	186	1	<b>192-480</b>
	3-pipe dual 1/4" (6 mm) OD polyethylene with plaster plate. 8' (2.4 m) long. With thermostat chassis plug-in adapters for easy maintenance.	186	1	<b>192-499</b>
	<b>Mounting Clips, Spacer and Template for finished drywall.</b>	186	Pkg of 10	<b>182-685</b>
	<b>Stud Mounting Bracket and Dual Copper Tubing.</b> Belled to 3/16" (5 mm) OD with plug-in adapters for easy maintenance.	186	1	<b>192-482</b>
	<b>Metal/Wood Stud Bracket.</b> Drywall rough-in.	186	Pkg of 5	<b>182-683</b>
	<b>Dual 1/8" (3 mm) OD Copper Tubing with plug-in adapters.</b> For 1- or 2-pipe. Split for 3-pipe.	186	1	<b>192-479</b>
	<b>Plug-in Adapter.</b> With Tee 20 scim restrictor for 1-pipe.	186	Pkg of 10	<b>192-875</b>

A-89

Thermostats

## Accessories & Service Kits







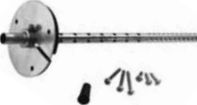



	Description	Product Group	Quantity	Part No.
<b>184/188</b>				
	<b>20 scim (5 ml/sec) Restrictors.</b> For 1-pipe systems. 1/4" (6 mm) OD polyethylene barb unless noted. Brass coupling, 1/8" NPT.	184	1	<b>184-040</b>
	<b>20 scim (5 ml/s) In-line Restrictors.</b>	184	Pkg of 5	<b>184-116</b>
	<b>20 scim (5 ml/s) Restrictor Tee.</b>	184	Pkg of 5	<b>184-113</b>
	<b>Remote Bulb Duct Mounting Kit.</b>	188	1	<b>808-517</b>
	<b>Restrictor Plate Replacement Kit.</b> <ul style="list-style-type: none"> <li>Restrictor plates and gaskets for 20 scim (5.4 ml/s) restriction</li> <li>Restrictor plates and gaskets for 40 scim (11 ml/s) restriction</li> </ul>	188	5 sets of each	<b>188-159</b>

A-90

Thermostats











## Accessories & Service Kits

	Description	Product Group	Quantity	Part No.
<b>141</b>				
	<b>Remote Bulb Duct Mounting Kit.</b>	141	1	<b>808-517</b>
	<b>Coil Clip.</b>	141	1	<b>356-115</b>
	<b>Capillary Clip.</b>	141	Box of 100	<b>357-001</b>
	<b>Packing Nut Kit.</b> For remote bulb thermostat.	141	1	<b>141-351</b>
	<b>Well.</b> Copper for 141-0520. 4-15/16" (125 mm)	141	1	<b>141-338</b>
	<b>Well.</b> For 141-0521. 2-3/8" (60 mm)	141	1	<b>141-337</b>
<b>134</b>				
	<b>Remote Bulb Duct Mounting Kit.</b>	134	1	<b>808-517</b>
	<b>Capillary Clip.</b>	134	Box of 100	<b>357-001</b>
	<b>Electric Thermostat Guard.</b> For electric thermostats no larger than 5 1/4" H x 3/4" W x 2" D. (133 mm H x 19 mm W x 51 mm D). Made of cast aluminum. Allen Key included.	134	1	<b>134-117</b>
	<b>Concealed Adjustment Faceplate.</b>	134	1	<b>134-034</b>

A-91

Thermostats






## Accessories & Service Kits

	Description	Product Group	Quantity	Part No.
<b>356/357</b>				
	<b>Pressure Gauge.</b> 0 to 30 psi (0 to 200 kPa) compound gauge back connected 1/8" NPT male.	356	1	<b>142-0373</b>
	<b>Pressure Gauge.</b> 0 to 30 psi compound gauge, bottom connected 1/8" NPT male. Replacement or for use with <b>192-633</b> .	356	1	<b>142-0426</b>
	<b>Needle Probe.</b> 1-1/2" (38 mm) diameter gauge 0 to 30 psi (0 to 200 kPa) and calibration cover wrench.	356	1	<b>192-633</b>
	<b>Needle Probe. (no gauge)</b>	356	Pkg of 5	<b>192-759</b>
	<b>Pipe Plug.</b> 1/8"- 27 NPT	356	1	<b>403-007</b>
	<b>Coil Clip.</b>	357	1	<b>356-115</b>
	<b>Capillary Clip.</b>	357	Box of 100	<b>357-001</b>
	<b>Swivel Flange Mounting Kit.</b>	356	1	<b>356-090</b>
	<b>Flange Mounting Screws.</b>	356	1	<b>034-289K</b>
	<b>Flange Kit.</b>	356	1	<b>808-412</b>

A-92

Thermostats

## Accessories & Service Kits

	Description	Product Group	Quantity	Part No.
<b>356/357</b>				
	<b>Copper Well for Rigid Bulbs.</b> 1/2" NPT, 18-7/8" L.	356	1	<b>358-051</b>
	<b>Copper Well.</b> For 357-0003 and 357-0005; Models 1 and 4.	357	1	<b>134-061</b>
	<b>Gauge and Tee.</b> (back)	356/357	1	<b>142-0425</b>
	<b>Allen Wrench Kit.</b> (pack of 5)	356/357	5	<b>192-623</b>
	<b>Lockable Wall Box.</b>	Any Siemens Thermostat	1	<b>141-570</b>

A-93

Thermostats





