









## Table of Contents

| PRODUCT               | PAGE #      |
|-----------------------|-------------|
| <b>Sensors</b>        |             |
| Mounting Devices/Kits | B-36        |
| Replacement Parts     | B-36 — B-38 |
| Sun Shield            | B-38        |
| Well                  | B-38        |
| <b>Hygrostat</b>      |             |
| Repair Kits           | B-39        |








## Accessories & Service Kits

|   | Description   | Product Group        | Quantity  | Part No.        |
|---|---|----------------------|-----------|-----------------|
| <b>Sensors</b>  |   |                      |           |                 |
|    | <b>Single Adapter Base Kit.</b>                               | T, RH & RH/T Sensors |           |                 |
|   | • Beige   |                      | 1         | <b>544-782A</b> |
|   | • White   |                      | 1         | <b>544-782B</b> |
|    | <b>Double Adapter Base Kit.</b>                               | T, RH & RH/T         |           |                 |
|   | • Beige   |                      | 1         | <b>544-783A</b> |
|   | • White   |                      | 1         | <b>544-783B</b> |
|    | <b>Extender Ring Kit.</b>                                     | T, RH & RH/T         |           |                 |
|   | • Beige   |                      | 1         | <b>544-785A</b> |
|   | • White   |                      | 1         | <b>544-785B</b> |
|   | <b>Non-Conduit Rough-in Kit.</b>                              | T, RH & RH/T Sensors | 1         | <b>544-784</b>  |
|  | <b>Metal Gym Guard.</b><br>Desert Beige                       | RT Sensors           | 1         | <b>182-621</b>  |
|   |   |                      |           |                 |
|  | <b>Electrical Box (2 x 4)<br/>Adapter Plate Kit.</b>          | T, RH & RH/T Sensors | Pkg. of 5 | <b>192-506</b>  |
|  | <b>Electrical Box (2 x 4)<br/>Adapter Base. (low profile)</b> | T, RH & RH/T Sensors | Pkg. of 5 | <b>192-507</b>  |
|  | <b>Adapter Base.</b>  | T, RH & RH/T Sensors | 1         | <b>192-307</b>  |

B-36

Sensors






## Accessories & Service Kits

|   | Description   | Product Group                      | Quantity | Part No.       |
|---|---|------------------------------------|----------|----------------|
| <b>Sensors</b>  |   |                                    |          |                |
|    | <b>Adapter Frame.</b>   | RT Sensors                         | 1        | <b>192-308</b> |
|   | <b>Mounting Strap.</b><br>For mounting Room Sensor on standard light switch plate.                  | RT Sensors                         | 1        | <b>536-666</b> |
|   | <b>Adapter Plug.</b><br>For plugging in Room Sensor & Portable Operator's Terminal into Controller. | RT Sensors                         | 1        | <b>540-142</b> |
|   | <b>Fixing Bracket for Remote Mounting.</b><br>Made from die-cast Aluminum..                         | Q Series Pressure                  | 1        | <b>AQB22.1</b> |
|   | <b>Mounting Kit.</b>  | Q Series Pressure                  | 1        | <b>AQB51.1</b> |
|  | <b>Conduit Assembly Kit.</b>  | 599 Series Diff. Pressure Sensors  | 1        | <b>590-500</b> |
|  | <b>Replaceable Humidity Sensing Element.</b><br>2% versions only                                    | Q Series Room Humidity             | 1        | <b>AQF3050</b> |
|  | <b>Humidity Sensor Filter Cap.</b>  | Q Series Duct/Outdoor Air Humidity | 1        | <b>AQF3101</b> |
|  | <b>Replaceable 2% Humidity Sensor Tip.</b>  | Q Series Duct/Outdoor Air Humidity | 1        | <b>AQF3150</b> |
|  | <b>Replaceable 2% Certified Humidity Sensor Tip.</b>  | Q Series Duct/Outdoor Air Humidity | 1        | <b>AQF4150</b> |

B-37

Sensors








## Accessories & Service Kits

|   | Description   | Product Group                 | Quantity                   | Part No.             |
|---|---|-------------------------------|----------------------------|----------------------|
| <b>Sensors</b>  |   |                               |                            |                      |
|    | <b>Replacement Flange Kit.</b>  | Q Series Duct Humidity        | 1                          | <b>74 662 0068 0</b> |
|    | <b>Sun Shield.</b>  | Q Series Outdoor Air Humidity | 1                          | <b>AQF3100</b>       |
|    | <b>Stainless Steel Well.</b>  | Pipe Temp. Sensors            |                            |                      |
|   | 0.26"D x 2 1/2"L (18 mm D x 64 mm L)  |                               | 1                          | <b>AQE2000.005</b>   |
|   | 0.26"D x 4"L (18 mm D x 102 mm L)   |                               | 1                          | <b>184-120</b>       |
|   | 0.26"D x 4"L (18 mm D x 102 mm L)   |                               | 1                          | <b>AQE2000.010</b>   |
|   | 0.26"D x 6"L (18 mm D x 152 mm L)   |                               | 1                          | <b>AQE2000.015</b>   |
| <b>186</b>  |   |                               |                            |                      |
|   | <b>Hygrostat Restrictor Repair Kit.</b><br>Includes enough restrictor for plates and upper and lower Hygrostats gaskets.  | 186                           | Material for 10 Hygrostats | <b>180-893</b>       |
|  | <b>Membrane Element Kit.</b><br>Replaces membrane element. Contains one element assembly, screws, nuts, and lock washers. | 186                           | 1                          | <b>186-062</b>       |

B-38

Sensors

## Accessories & Service Kits

|   | Description  | Product Group | Quantity      | Part No.       |
|---|--|---------------|---------------|----------------|
| <b>186</b>  |  |               |               |                |
|    | <b>Wall Box Rough-In.</b><br>For 2-pipe dual 1/8" (3 mm) OD copper with plaster plate.<br>8' (2 m) long, belled to 3/16" (5 m) OD with thermostat chassis plug-in adapters for easy maintenance. | 186           | 1             | <b>192-478</b> |
|   | 3-pipe dual 1/8" (3 mm) OD copper with plaster plate.<br>8' (2 m) long, belled to 3/16" (5 m) OD with thermostat chassis plug-in adapters for easy maintenance.                                  |               | 1             | <b>192-498</b> |
|    | <b>Wall Box Rough-In.</b><br>For 1- or 2-pipe dual 1/4" (6 mm) OD polyethylene with plaster plate.<br>10' (2 m) long. With thermostat chassis plug-in adapters for easy maintenance.             | 186           | 1             | <b>192-480</b> |
|   | 3-pipe dual 1/4" (6 mm) OD polyethylene with plaster plate.<br>8' (2.4 m) long. With thermostat chassis plug-in adapters for easy maintenance.   |               | 1             | <b>192-499</b> |
|    | <b>Mounting Clips, Spacer and Template for finished drywall.</b>   | 186           | Package of 10 | <b>182-685</b> |
|  | <b>Stud Mounting Bracket and Dual Copper Tubing.</b><br>Belled to 3/16" (5 mm) OD with plug-in adapters for easy maintenance.  | 186           | 1             | <b>192-482</b> |
|  | <b>Metal/Wood Stud Bracket.</b><br>Drywall rough-in.   | 186           | Package of 5  | <b>182-683</b> |
|  | <b>Dual 1/8" (3 mm) OD Copper Tubing with Plug-in Adapters.</b><br>For 1- or 2-pipe.<br>Split for 3-pipe.  | 186           | 1             | <b>192-479</b> |
|  | <b>Plug-in Adapter.</b><br>Includes Tee 20 scim restrictor for 1-pipe.   | 186           | Package of 10 | <b>192-875</b> |

B-39

Sensors

